

*Pseudopanax crassifolius*  
lancewood



*Knightia excelsa*  
rewarewa



*Liriodendron tulipifera*  
tulip tree



*Sophora fulvida*  
West Coast kowhai



*Sophora tetraptera*  
large leaved kowhai



*Acca sellowiana* 'Mammoth'  
fejoa



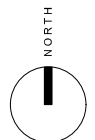
*Citrus x meyeri*  
meyer lemon



*Citrus x aurantifolia*  
key lime



*Pyrus communis*  
pear

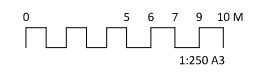


**RMM**  
 CHRISTCHURCH  
 WANAKA  
 AUCKLAND  
 DUNEDIN  
 rmm@rmm.co.nz  
 info@rmm.co.nz  
 +64 3 366 3268  
 +64 3 974 7940  
 +64 27 642 3362  
 +64 27 498 9755

LANDSCAPE PLANTING PLAN  
 KĀINGA ORA  
 73 - 75 LAMBETH ROAD  
 MOUNT ROSKILL

|             |                  |
|-------------|------------------|
| JOB No.     | 22030            |
| SCALE       | 1:250 @ A3       |
| DATE        | 16/06/2022       |
| DESIGNED    | NM               |
| DRAWN       | NM               |
| CHECKED     | BT               |
| STATUS      | RESOURCE CONSENT |
| DRAWING No. | REVISION         |

L 1.5  
 SERIES  
 6 of 8





| REV | DATE       | NOTES                   |
|-----|------------|-------------------------|
| A   | 16/06/2022 | DRPQ2                   |
| B   | 30/06/2022 | DRAFT RC/DESKTOP REVIEW |
| C   | 20/07/2022 | RESOURCE CONSENT        |

**Botanical Name**                      **Common Name**   **Size at Maturity (HxW)**   **Spacing**

**Shrubs & Groundcovers**

|                                     |                    |              |       |
|-------------------------------------|--------------------|--------------|-------|
| <i>Acaena purpurea</i>              | purple bidibidi    | 0.2m x 1.0m  | 0.75m |
| <i>Arthropodium bifurcatum</i>      | renga renga        | 1.0m x 0.75m | 0.65m |
| <i>Asplenium oblongifolium</i>      | shining spleenwort | 1.0m x 1.0m  | 1.0m  |
| <i>Astelia banksii</i>              | wharawhara         | 1.0m x 1.0m  | 1.0m  |
| <i>Carex dipsacea</i>               | NZ sedge           | 1.0m x 1.0m  | 1.0m  |
| <i>Coprosma acerosa</i>             | sand coprosma      | 1.5m x 1.0m  | 0.75m |
| <i>Coprosma r.</i> 'Poor knights'   | prostrate taupata  | 0.5m x 1.0m  | 0.75m |
| <i>Corokia</i> 'Mangatangi'         | corokia (hedge)    | 1.5m x 1m    | 0.75m |
| <i>Chionochloa flavicans</i>        | miniature toe toe  | 1.2m x 1.5m  | 0.75m |
| <i>Hebe</i> 'First Light'           | hebe               | 0.4m x 0.8m  | 0.5m  |
| <i>Hebe</i> 'Wiri Mist'             | hebe               | 1.0m x 1.0m  | 1.0m  |
| <i>Libertia ixioides</i>            | mikoikoi           | 0.5m x 0.5m  | 0.4m  |
| <i>Macropiper excelsum</i>          | kawakawa           | 2m x 1.5m    | 1.4m  |
| <i>Muehlenbeckia astonii</i>        | shrubby tororaro   | 0.2m x 1m    | 0.75m |
| <i>Muehlenbeckia axillaris</i>      | pohuehue           | 0.2m x 1.0m  | 0.5m  |
| <i>Parablechnum novae-zelandiae</i> | kiokio             | 1.2m x 1.2m  | 1m    |
| <i>Phormium</i> 'Black Rage'        | dwarf flax         | 1.2m x 0.8m  | 0.7m  |
| <i>Phormium</i> 'Green Dwarf'       | dwarf flax         | 0.8m x 0.8m  | 0.7m  |
| <i>Pittosporum</i> 'Little burger'  | kohuhu             | 0.6m x 0.6m  | 0.5m  |
| <i>Pratia angulata</i>              | panakenake         | 0.2m x 1m    | 0.75m |
| <i>Tecomanthe speciosa</i>          | three kings vine   | Climbing 1m  |       |



*Acaena purpurea*  
purple bidibidi



*Arthropodium bifurcatum*  
renga renga



*Asplenium oblongifolium*  
shining spleenwort



*Astelia banksii*  
wharawhara



*Carex dipsacea*  
NZ sedge



*Coprosma acerosa*  
sand coprosma



*Coprosma r.* 'Poor knights'  
prostrate taupata



*Corokia* 'Mangatangi'  
corokia (hedge)



*Chionochloa flavicans*  
miniature toe toe



*Hebe* 'First Light'  
hebe



*Hebe* 'Wiri Mist'  
hebe



*Libertia ixioides*  
mikoikoi



*Macropiper excelsum*  
kawakawa




*Muehlenbeckia astonii*  
shrubby tororaro



*Muehlenbeckia axillaris*  
pohuehue



*Parablechnum novae-zelandiae*  
kiokio



*Phormium* 'Black Rage'  
dwarf flax



*Phormium* 'Green Dwarf'  
dwarf flax

**Botanical Name**                      **Common Name**                      **Size at Maturity (HxW)**                      **Height @ Planting**


**Specimen Trees**

|                                 |                     |          |            |
|---------------------------------|---------------------|----------|------------|
| <i>Liriodendron tulipifera</i>  | tulip tree          | 10m x 6m | 2m+ (45L)  |
| <i>Pseudopanax crassifolius</i> | lancewood           | 12m x 3m | 1.2m (19L) |
| <i>Knightsia excelsa</i>        | rewarewa            | 20m x 5m | 1.5m (45L) |
| <i>Sophora fulvida</i>          | West Coast kowhai   | 4m x 2m  | 1.4m (22L) |
| <i>Sophora tetraptera</i>       | North Island kowhai | 10m x 3m | 2.4m (45L) |


**Fruit trees**

|                                  |             |           |            |
|----------------------------------|-------------|-----------|------------|
| <i>Acca sellowiana</i> 'Mammoth' | fejjoa      | 3m x 2m   | 1m (15L)   |
| <i>Citrus x meyeri</i>           | meyer lemon | 2m x 2m   | 1m (15L)   |
| <i>Citrus x aurantifolia</i>     | key lime    | 2m x 1.5m | 1m (15L)   |
| <i>Pyrus communis</i>            | pear        | 4m x 3m   | 1.2m (15L) |

\* Note: Tree spacing as shown on tree planting plan



*Pittosporum* 'Little Burger'  
kohuhu



*Pratia angulata*  
panakenake



*Tecomanthe speciosa*  
three kings vine